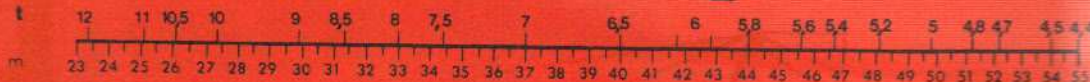


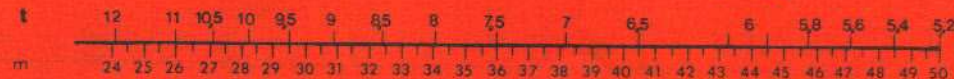
Flèche Jib 55 m

$W = W - 0,2 t$
SM/DM



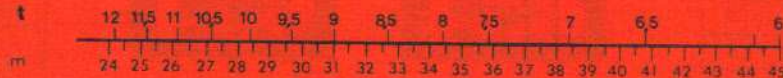
Flèche Jib 50 m

$W = W - 0,2 t$
SM/DM



Flèche Jib 45 m

$W = W - 0,2 t$
SM/DM



Flèche Jib 40 m

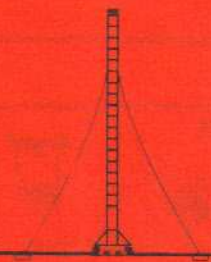
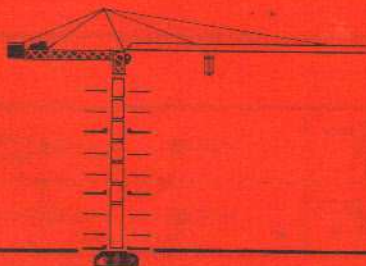
$W = W - 0,2 t$
SM/DM



hauteur sous crochet théorique: obtenue flèche horizontale garde fin de course de 0,70 m entre moufle et chariot

hook height theoretical: obtained horizontal jib limit switch protection distance of 0,70 m between pulley and trolley

implantations spéciales:
nous consulter
special mounting possibilities:
consult us.



Potain

B.P. 173 - F 69130 ECULLY - Route de Charbonnières
Tél. (78) 33.81.81 + - Télex 330179

AGENCES :

Paris - Lyon - Marseille - Rennes - Strasbourg - Toulouse - Nancy

EXPORT : 89, Avenue du Président Roosevelt

F 94150 CHEVILLY-LARUE - Tél. (1) 687.22.23 - Télex 270001

Modifications réservées
Subject to modification

Printed in France - Réf. 816 ELZ 2

Courtesy of Crane.Market